









Full Operation Data by LED Display

(Orange) ⑤ →	Back up Mode			220V	← ① (Green)
(Red) ⑥ →	Replace Battery			110V	← ② (Green)
(Red) ⑦ →	Battery Low			Output voltage OK	← ③ (Green)
(Red) ⑧ →	Short Circuit			Charging Battery	← ④ (Green)

① / ②	Indicates what input voltage it is now.
③	The output (12V/24V/48V) is OK.
④	UPS is in charging now.
⑤	UPS is in backup mode (when utility power is in blackout, brown out, or with abnormal frequency).
⑥	The battery set has to be replaced immediately.
⑦	UPS is in backup mode with low battery level, and will be shut down very quickly.
⑧	The output is in short circuit.